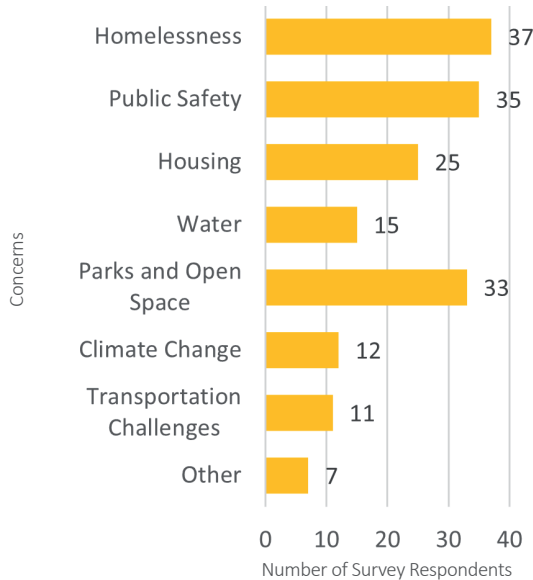


VENTURA COUNTY

EL RIO

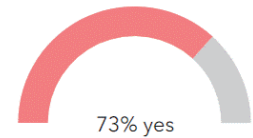
NEEDS ASSESSMENT REPORT FACT SHEET

TOP COMMUNITY CONCERNS:

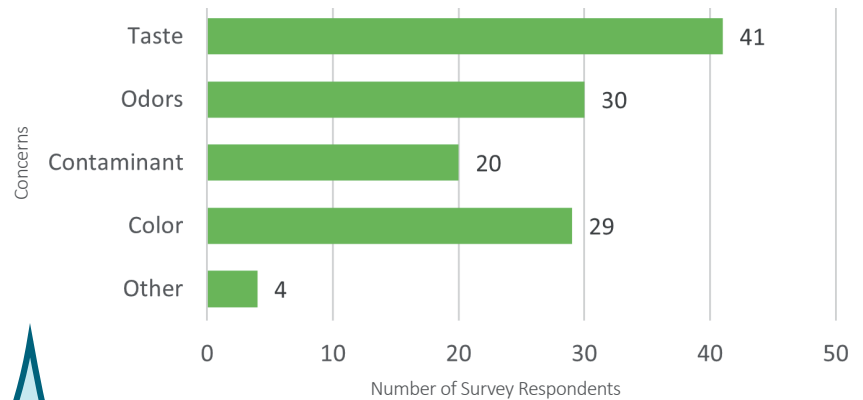


SURVEY PARTICIPANTS: 79

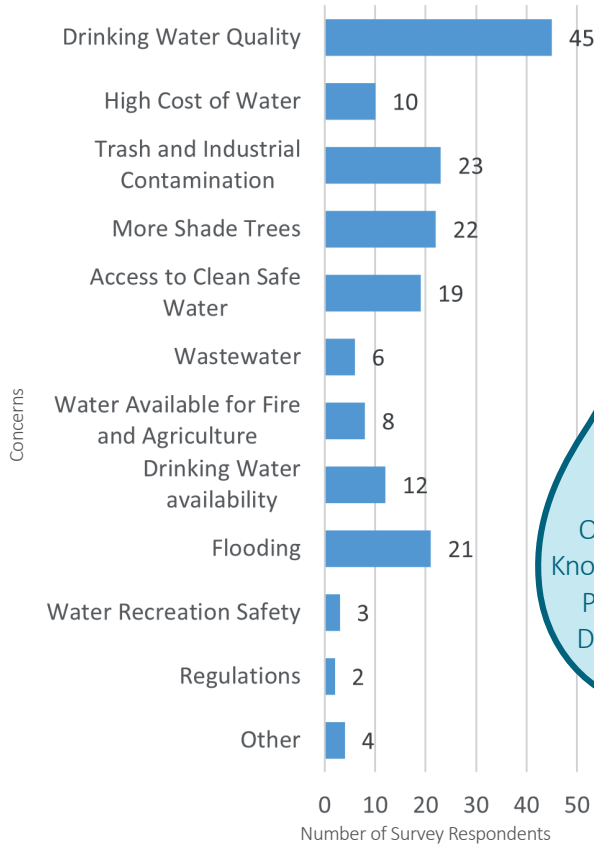
DO PARTICIPANTS HAVE CONCERNS ABOUT DRINKING WATER QUALITY?



WHAT CONCERNS DO PARTICIPANTS HAVE WITH THEIR WATER QUALITY?



TOP WATER-RELATED CONCERNS:



29%
Of Participants Know What Agency Provides Their Drinking Water

WHAT HAPPENS NEXT?

Data shown here is part of a Needs Assessment Survey that included nine disadvantaged communities in Ventura County.

The responses will help decision makers evaluate and rank water-related projects based on community needs.

Communities can submit proposals for projects through the online *Project Description Form.

Priority projects can then be connected to available funding and technical assistance needed for project implementation.

QUESTIONS OR CONCERNS?



- Email us: Claudia.Muldoon@csusb.edu
- Access the Needs Assessment Dashboard: https://bit.ly/Ventura_Dashboard
- Access the Community Toolkits: <https://watertalks.csusb.edu/ventura-county>

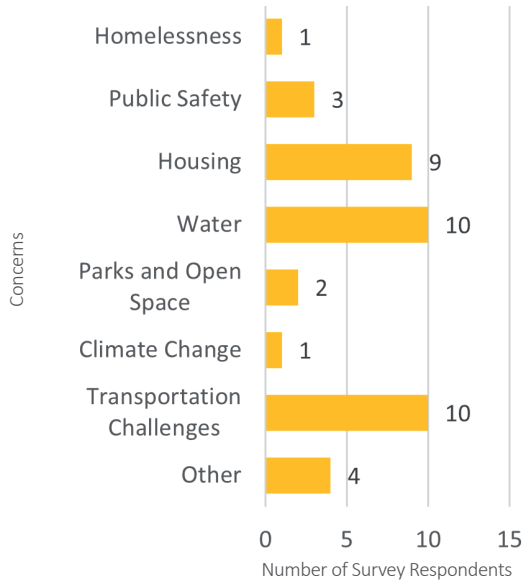
- Take the Survey: <https://watertalks.csusb.edu/>
- Submit proposals via the *Project Description Form: https://bit.ly/DACIP_Project_Description_Form

VENTURA COUNTY

PIRU

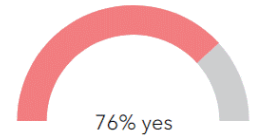
NEEDS ASSESSMENT REPORT FACT SHEET

TOP COMMUNITY CONCERNS:

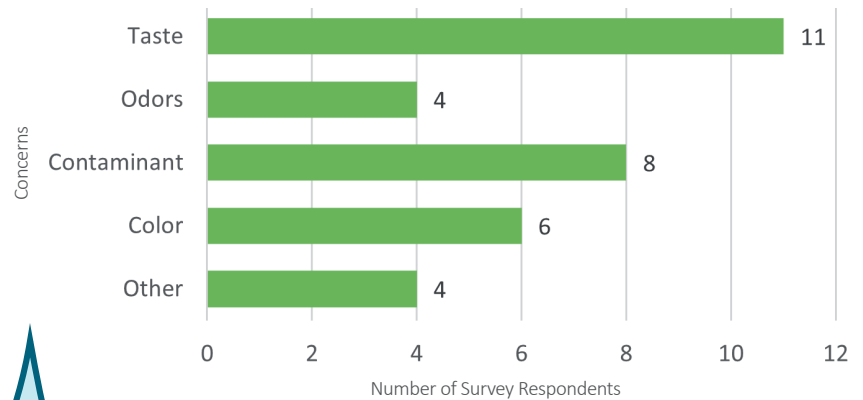


SURVEY PARTICIPANTS: 17

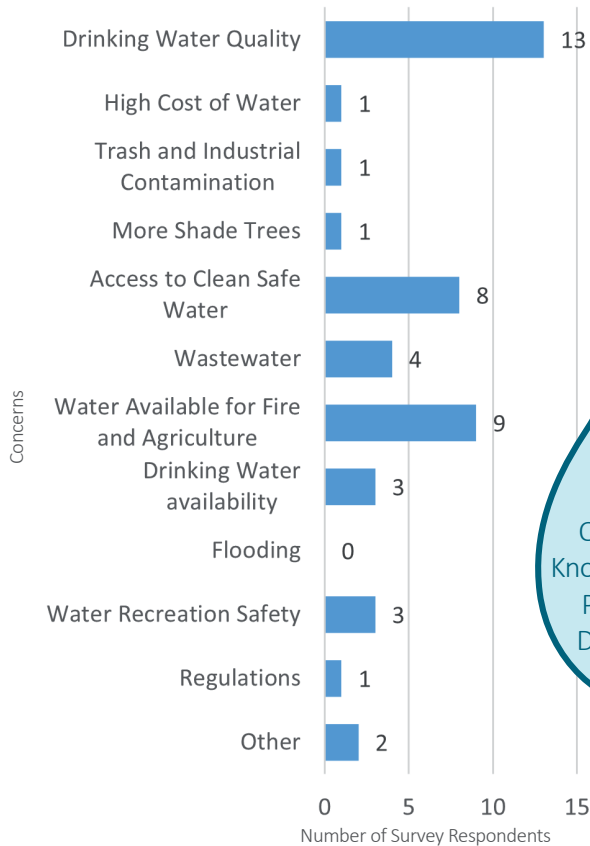
DO PARTICIPANTS HAVE CONCERNS ABOUT DRINKING WATER QUALITY?



WHAT CONCERNS DO PARTICIPANTS HAVE WITH THEIR WATER QUALITY?



TOP WATER-RELATED CONCERNS:



WHAT HAPPENS NEXT?

Data shown here is part of a Needs Assessment Survey that included nine disadvantaged communities in Ventura County.

The responses will help decision makers evaluate and rank water-related projects based on community needs.

Communities can submit proposals for projects through the online *Project Description Form.

Priority projects can then be connected to available funding and technical assistance needed for project implementation.

QUESTIONS OR CONCERNS?



- Email us: Claudia.Muldoon@csusb.edu
- Access the Needs Assessment Dashboard: https://bit.ly/Ventura_Dashboard
- Access the Community Toolkits: <https://watertalks.csusb.edu/ventura-county>

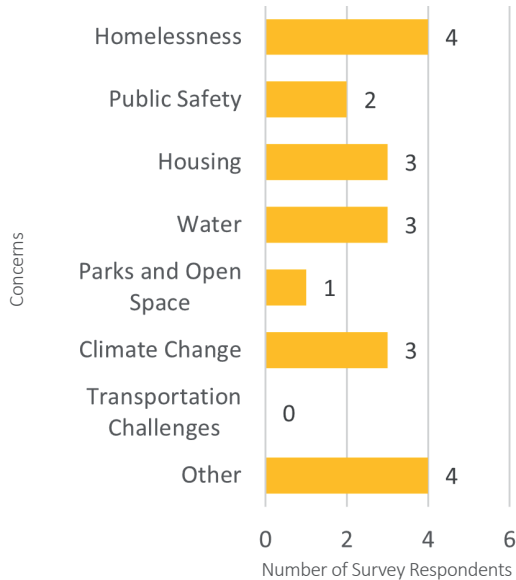
- Take the Survey: <https://watertalks.csusb.edu/>
- Submit proposals via the *Project Description Form: https://bit.ly/DACIP_Project_Description_Form

VENTURA COUNTY

CASITAS SPRINGS

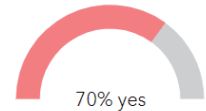
NEEDS ASSESSMENT REPORT FACT SHEET

TOP COMMUNITY CONCERNS:

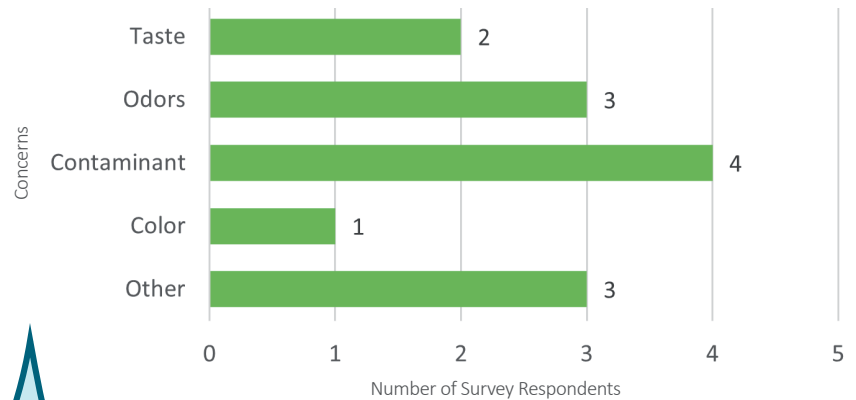


SURVEY PARTICIPANTS: 10

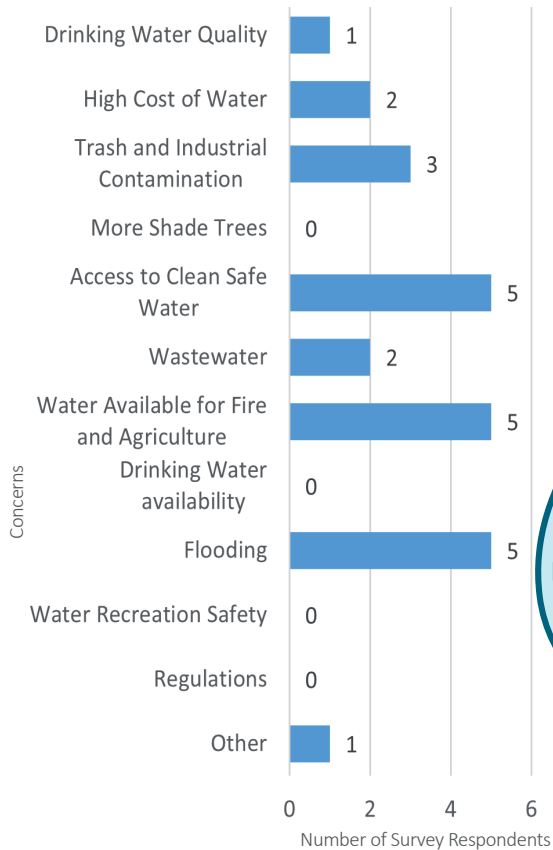
DO PARTICIPANTS HAVE CONCERNS ABOUT DRINKING WATER QUALITY?



WHAT CONCERNS DO PARTICIPANTS HAVE WITH THEIR WATER QUALITY?



TOP WATER-RELATED CONCERNS:



WHAT HAPPENS NEXT?

Data shown here is part of a Needs Assessment Survey that included nine disadvantaged communities in Ventura County.

The responses will help decision makers evaluate and rank water-related projects based on community needs.

Communities can submit proposals for projects through the online *Project Description Form.

Priority projects can then be connected to available funding and technical assistance needed for project implementation.

QUESTIONS OR CONCERNS?



- Email us: Claudia.Muldoon@csusb.edu
- Access the Needs Assessment Dashboard: https://bit.ly/Ventura_Dashboard
- Access the Community Toolkits: <https://watertalks.csusb.edu/ventura-county>

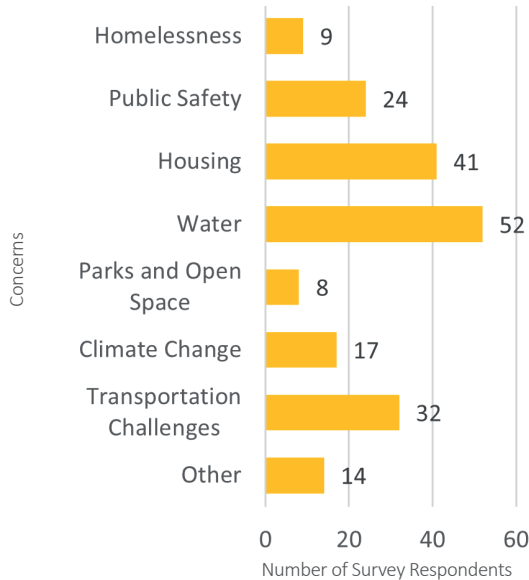
- Take the Survey: <https://watertalks.csusb.edu/>
- Submit proposals via the *Project Description Form: https://bit.ly/DACIP_Project_Description_Form

VENTURA COUNTY

FILLMORE

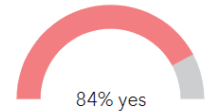
NEEDS ASSESSMENT REPORT FACT SHEET

TOP COMMUNITY CONCERNS:

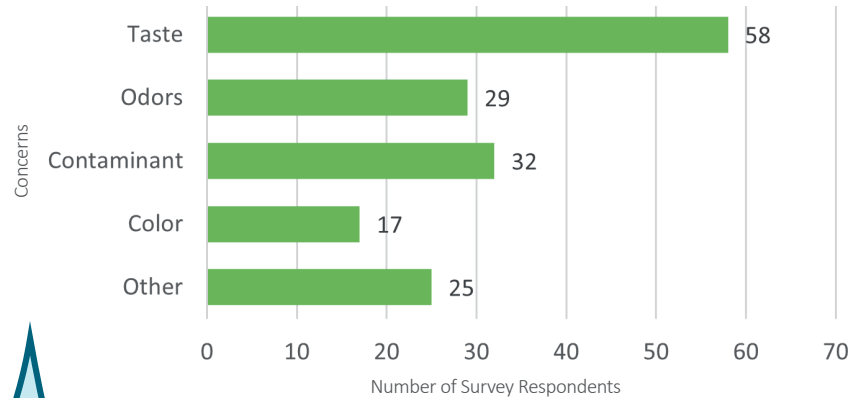


SURVEY PARTICIPANTS: 89

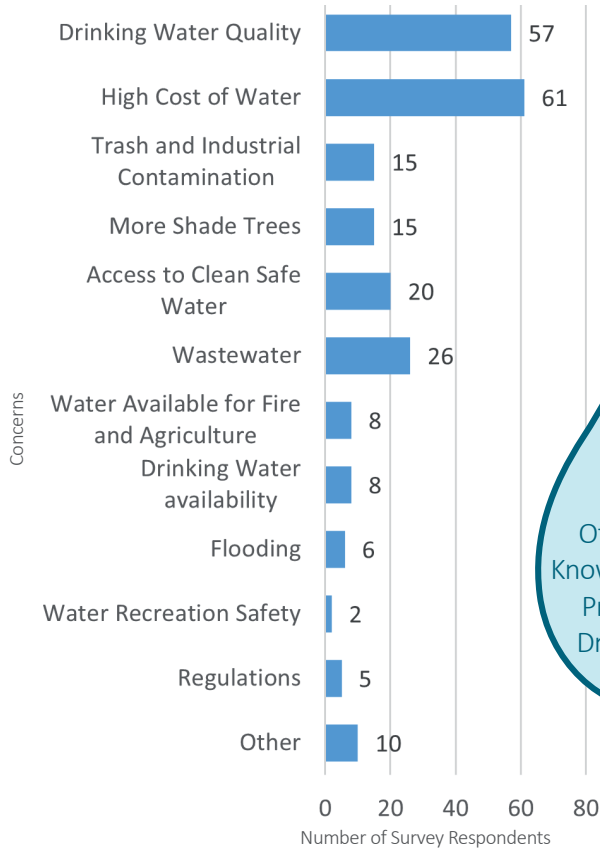
DO PARTICIPANTS HAVE CONCERNS ABOUT DRINKING WATER QUALITY?



WHAT CONCERNS DO PARTICIPANTS HAVE WITH THEIR WATER QUALITY?



TOP WATER-RELATED CONCERNS:



43%
Of Participants Know What Agency Provides Their Drinking Water

WHAT HAPPENS NEXT?

Data shown here is part of a Needs Assessment Survey that included nine disadvantaged communities in Ventura County.

The responses will help decision makers evaluate and rank water-related projects based on community needs.

Communities can submit proposals for projects through the online *Project Description Form.

Priority projects can then be connected to available funding and technical assistance needed for project implementation.

QUESTIONS OR CONCERNS?



- Email us: Claudia.Muldoon@csusb.edu
- Access the Needs Assessment Dashboard: https://bit.ly/Ventura_Dashboard
- Access the Community Toolkits: <https://watertalks.csusb.edu/ventura-county>

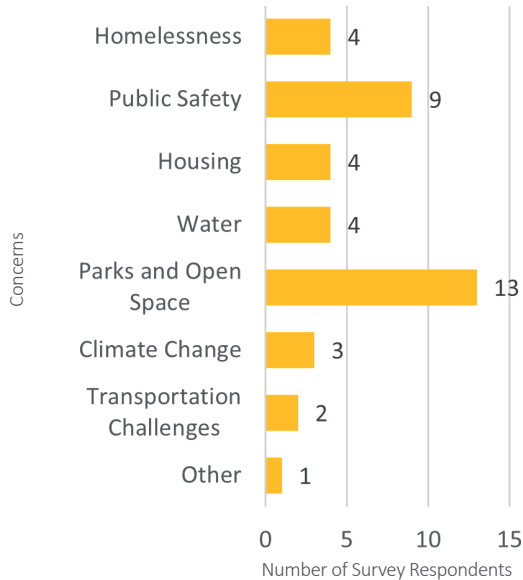
- Take the Survey: <https://watertalks.csusb.edu/>
- Submit proposals via the *Project Description Form: https://bit.ly/DACIP_Project_Description_Form

VENTURA COUNTY

NYELAND ACRES

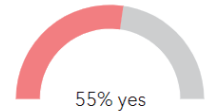
NEEDS ASSESSMENT REPORT FACT SHEET

TOP COMMUNITY CONCERNS:

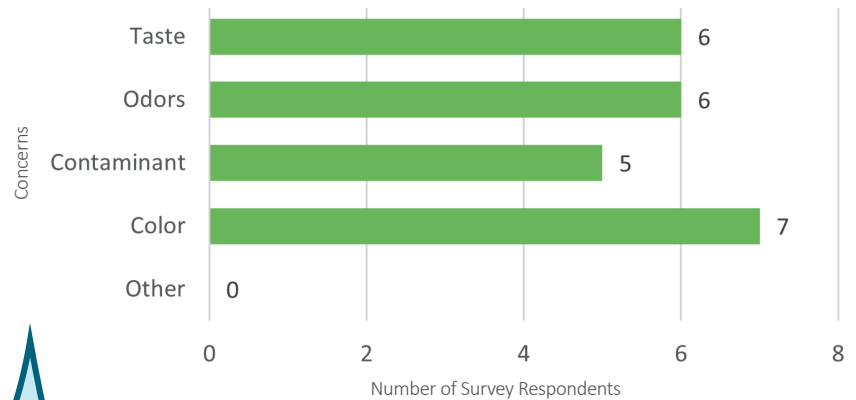


SURVEY PARTICIPANTS: 22

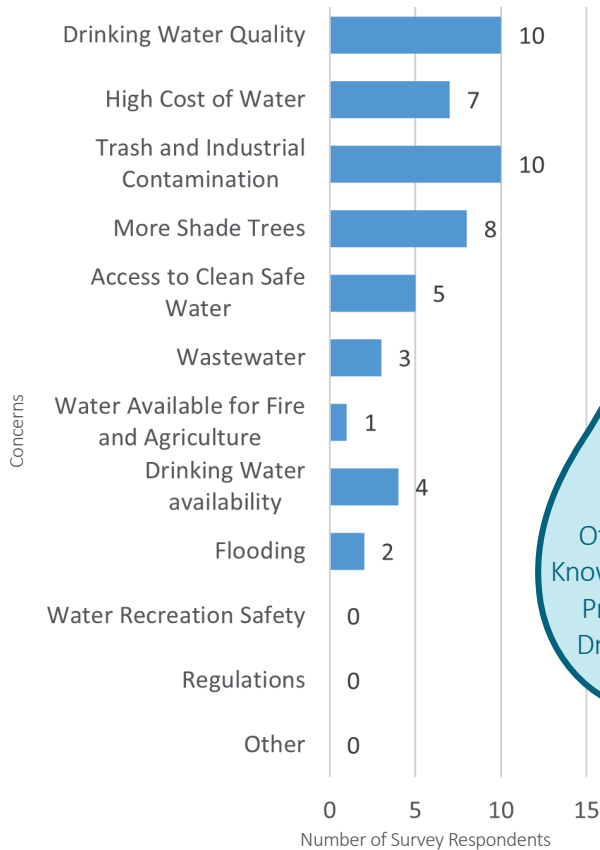
DO PARTICIPANTS HAVE CONCERNS ABOUT DRINKING WATER QUALITY?



WHAT CONCERNS DO PARTICIPANTS HAVE WITH THEIR WATER QUALITY?



TOP WATER-RELATED CONCERNS:



27%
Of Participants Know What Agency Provides Their Drinking Water

WHAT HAPPENS NEXT?

Data shown here is part of a Needs Assessment Survey that included nine disadvantaged communities in Ventura County.

The responses will help decision makers evaluate and rank water-related projects based on community needs.

Communities can submit proposals for projects through the online *Project Description Form.

Priority projects can then be connected to available funding and technical assistance needed for project implementation.

QUESTIONS OR CONCERNS?



- Email us: Claudia.Muldoon@csusb.edu
- Access the Needs Assessment Dashboard: https://bit.ly/Ventura_Dashboard
- Access the Community Toolkits: <https://watertalks.csusb.edu/ventura-county>

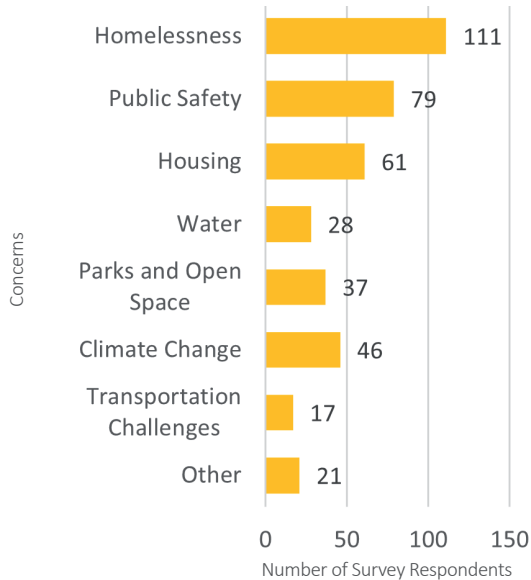
- Take the Survey: <https://watertalks.csusb.edu/>
- Submit proposals via the *Project Description Form: https://bit.ly/DACIP_Project_Description_Form

VENTURA COUNTY

OXNARD

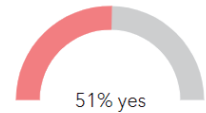
NEEDS ASSESSMENT REPORT FACT SHEET

TOP COMMUNITY CONCERNS:

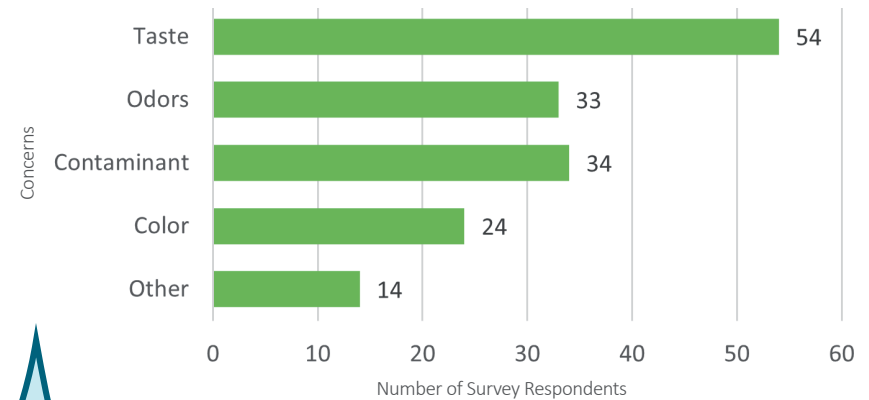


SURVEY PARTICIPANTS: 162

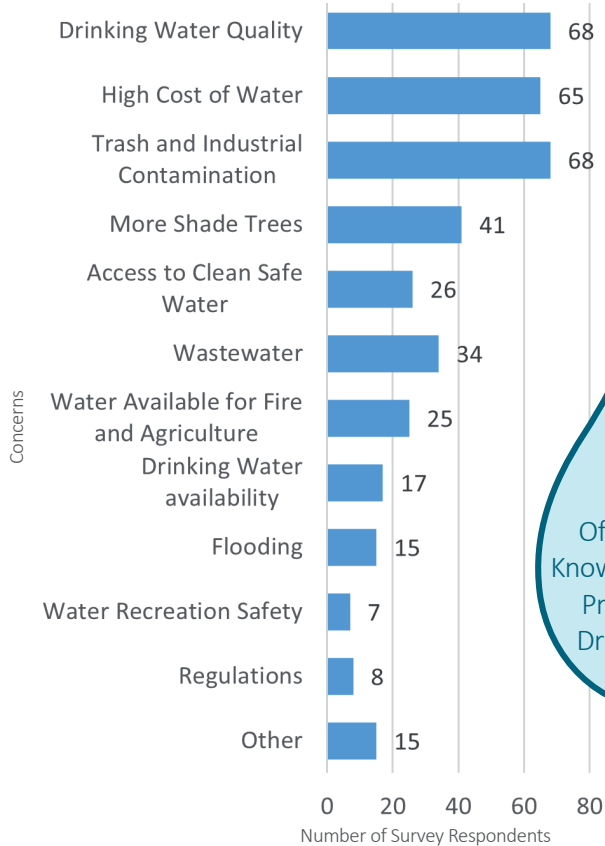
DO PARTICIPANTS HAVE CONCERNS ABOUT DRINKING WATER QUALITY?



WHAT CONCERNS DO PARTICIPANTS HAVE WITH THEIR WATER QUALITY?



TOP WATER-RELATED CONCERNS:



34%
Of Participants Know What Agency Provides Their Drinking Water

WHAT HAPPENS NEXT?

Data shown here is part of a Needs Assessment Survey that included nine disadvantaged communities in Ventura County.

The responses will help decision makers evaluate and rank water-related projects based on community needs.

Communities can submit proposals for projects through the online *Project Description Form.

Priority projects can then be connected to available funding and technical assistance needed for project implementation.

QUESTIONS OR CONCERNS?



- Email us: Claudia.Muldoon@csusb.edu
- Access the Needs Assessment Dashboard: https://bit.ly/Ventura_Dashboard
- Access the Community Toolkits: <https://watertalks.csusb.edu/ventura-county>

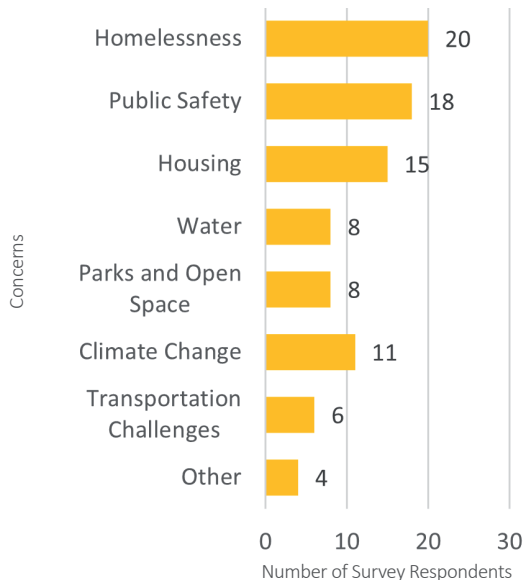
- Take the Survey: <https://watertalks.csusb.edu/>
- Submit proposals via the *Project Description Form: https://bit.ly/DACIP_Project_Description_Form

VENTURA COUNTY

SANTA PAULA

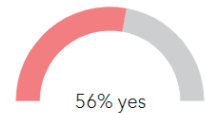
NEEDS ASSESSMENT REPORT FACT SHEET

TOP COMMUNITY CONCERNS:

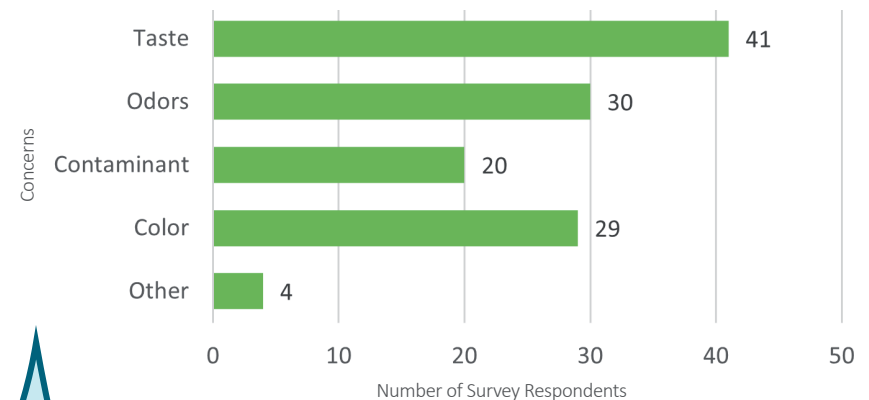


SURVEY PARTICIPANTS: 36

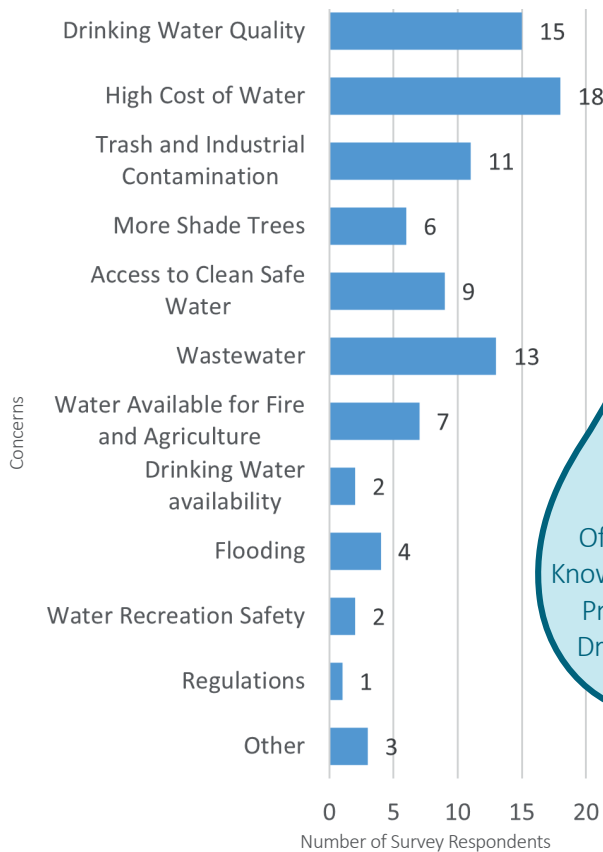
DO PARTICIPANTS HAVE CONCERNS ABOUT DRINKING WATER QUALITY?



WHAT CONCERNS DO PARTICIPANTS HAVE WITH THEIR WATER QUALITY?



TOP WATER-RELATED CONCERNS:



27%
Of Participants Know What Agency Provides Their Drinking Water

WHAT HAPPENS NEXT?

Data shown here is part of a Needs Assessment Survey that included nine disadvantaged communities in Ventura County.

The responses will help decision makers evaluate and rank water-related projects based on community needs.

Communities can submit proposals for projects through the online *Project Description Form.

Priority projects can then be connected to available funding and technical assistance needed for project implementation.

QUESTIONS OR CONCERNS?



- Email us: Claudia.Muldoon@csusb.edu
- Access the Needs Assessment Dashboard: https://bit.ly/Ventura_Dashboard
- Access the Community Toolkits: <https://watertalks.csusb.edu/ventura-county>

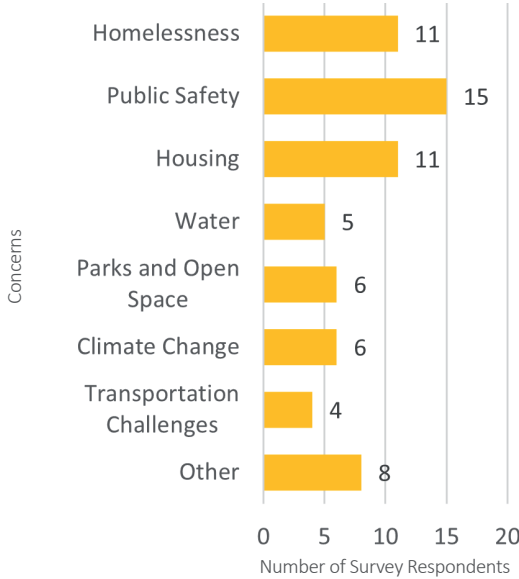
- Take the Survey: <https://watertalks.csusb.edu/>
- Submit proposals via the *Project Description Form: https://bit.ly/DACIP_Project_Description_Form

VENTURA COUNTY

SATICOY

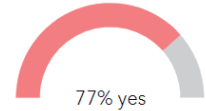
NEEDS ASSESSMENT REPORT FACT SHEET

TOP COMMUNITY CONCERNS:

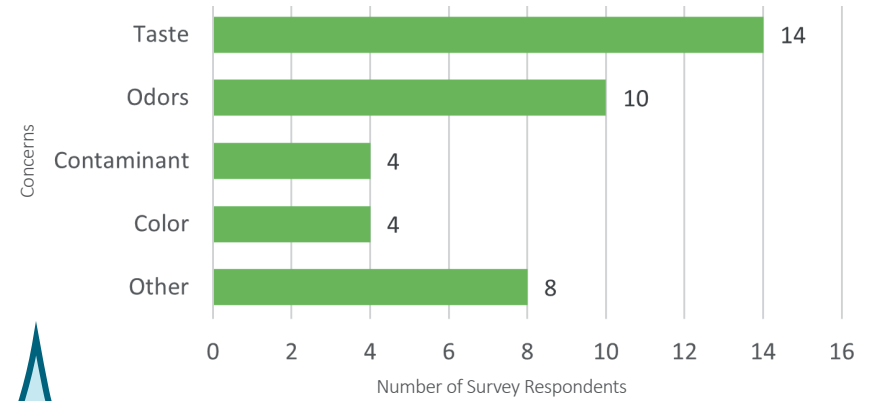


SURVEY PARTICIPANTS: 26

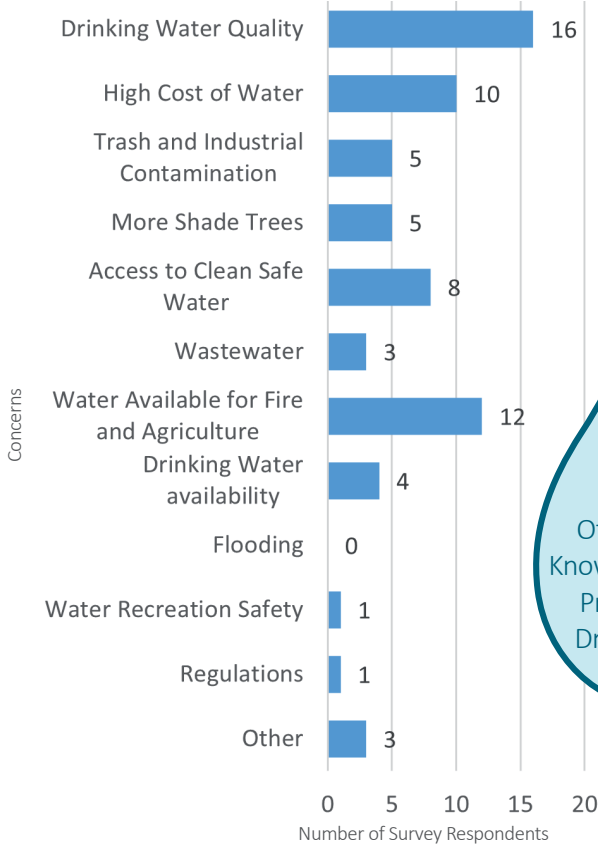
DO PARTICIPANTS HAVE CONCERNS ABOUT DRINKING WATER QUALITY?



WHAT CONCERNS DO PARTICIPANTS HAVE WITH THEIR WATER QUALITY?



TOP WATER-RELATED CONCERNS:



50%
Of Participants Know What Agency Provides Their Drinking Water

WHAT HAPPENS NEXT?

Data shown here is part of a Needs Assessment Survey that included nine disadvantaged communities in Ventura County.

The responses will help decision makers evaluate and rank water-related projects based on community needs.

Communities can submit proposals for projects through the online *Project Description Form.

Priority projects can then be connected to available funding and technical assistance needed for project implementation.

QUESTIONS OR CONCERNS?



- Email us: Claudia.Muldoon@csusb.edu
- Access the Needs Assessment Dashboard: https://bit.ly/Ventura_Dashboard
- Access the Community Toolkits: <https://watertalks.csusb.edu/ventura-county>

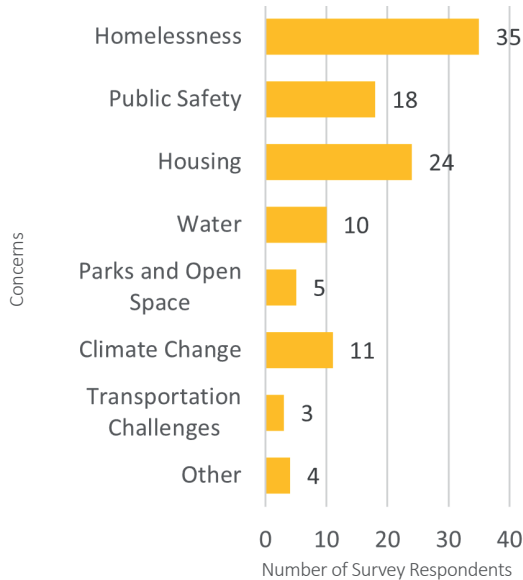
- Take the Survey: <https://watertalks.csusb.edu/>
- Submit proposals via the *Project Description Form: https://bit.ly/DACIP_Project_Description_Form

VENTURA COUNTY

WEST VENTURA

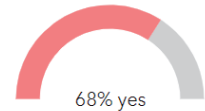
NEEDS ASSESSMENT REPORT FACT SHEET

TOP COMMUNITY CONCERNS:

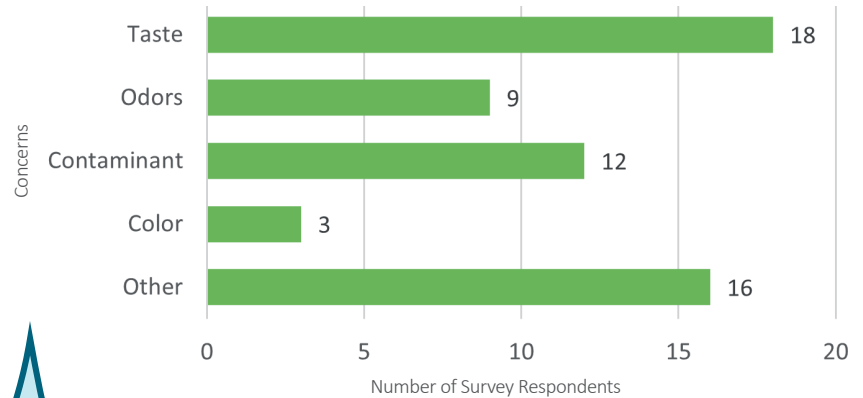


SURVEY PARTICIPANTS: 44

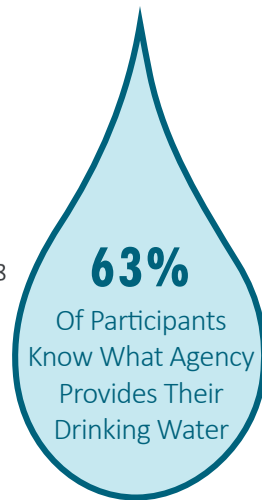
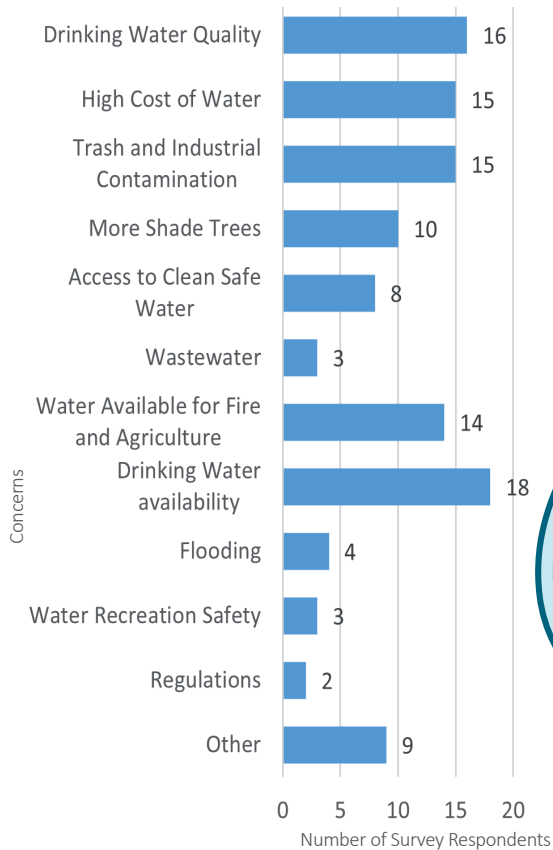
DO PARTICIPANTS HAVE CONCERNS ABOUT DRINKING WATER QUALITY?



WHAT CONCERNS DO PARTICIPANTS HAVE WITH THEIR WATER QUALITY?



TOP WATER-RELATED CONCERNS:



WHAT HAPPENS NEXT?

Data shown here is part of a Needs Assessment Survey that included nine disadvantaged communities in Ventura County.

The responses will help decision makers evaluate and rank water-related projects based on community needs.

Communities can submit proposals for projects through the online *Project Description Form.

Priority projects can then be connected to available funding and technical assistance needed for project implementation.

QUESTIONS OR CONCERNS?



- Email us: Claudia.Muldoon@csusb.edu
- Access the Needs Assessment Dashboard: https://bit.ly/Ventura_Dashboard
- Access the Community Toolkits: <https://watertalks.csusb.edu/ventura-county>

- Take the Survey: <https://watertalks.csusb.edu/>
- Submit proposals via the *Project Description Form: https://bit.ly/DACIP_Project_Description_Form